

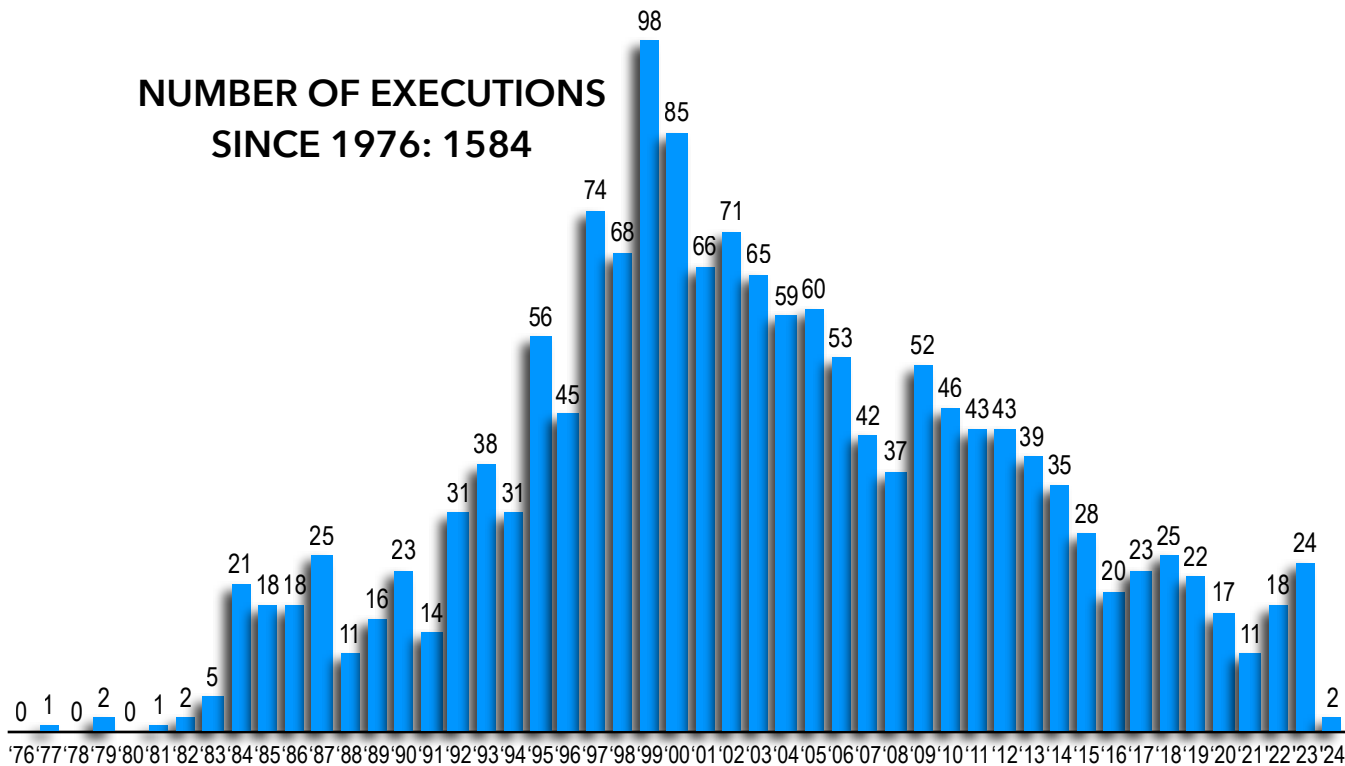
DEATH PENALTY INFORMATION CENTER

Facts about the Death Penalty

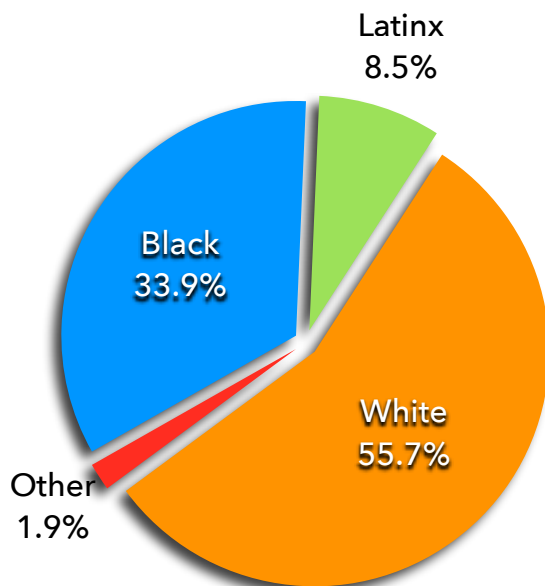
1701 K St. NW, Suite 750
Washington, DC 20006
www.deathpenaltyinfo.org
dpic@deathpenaltyinfo.org
[@DPIInfoCtr](https://twitter.com/DPIInfoCtr)
facebook.com/DeathPenaltyInfo

Updated: March 4, 2024

NUMBER OF EXECUTIONS SINCE 1976: 1584

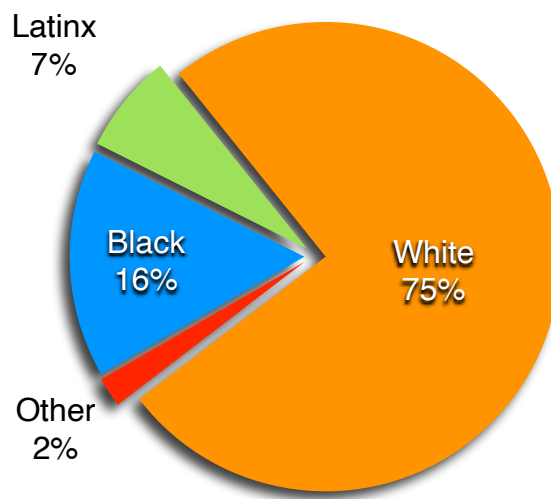


RACE OF DEFENDANTS EXECUTED



- White: 883
- Black: 537
- Latinx: 134
- Other: 30

RACE OF VICTIMS IN DEATH PENALTY CASES



More than 75% of the murder victims in cases resulting in an execution were white, even though nationally only 50% of murder victims generally are white.

DEATH PENALTY STATES (27)

Alabama
Arizona
Arkansas
California
Florida
Georgia
Idaho
Indiana
Kansas
Kentucky
Louisiana
Mississippi
Missouri
Montana
Nebraska
Nevada
North Carolina
Ohio
Oklahoma
Oregon
Pennsylvania
South Carolina
South Dakota
Tennessee
Texas
Utah
Wyoming
U.S. Gov't
U.S. Military

NON-DEATH PENALTY STATES (23)

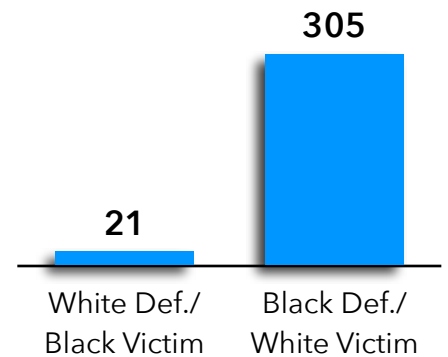
Alaska
Colorado
Connecticut
Delaware
Hawaii
Illinois
Iowa
Maine
Maryland
Massachusetts
Michigan
Minnesota
New Hampshire†
New Jersey
New Mexico
New York
North Dakota
Rhode Island
Vermont
Virginia
Washington
West Virginia
Wisconsin
District of Columbia

† 1 prisoner remains on death row.

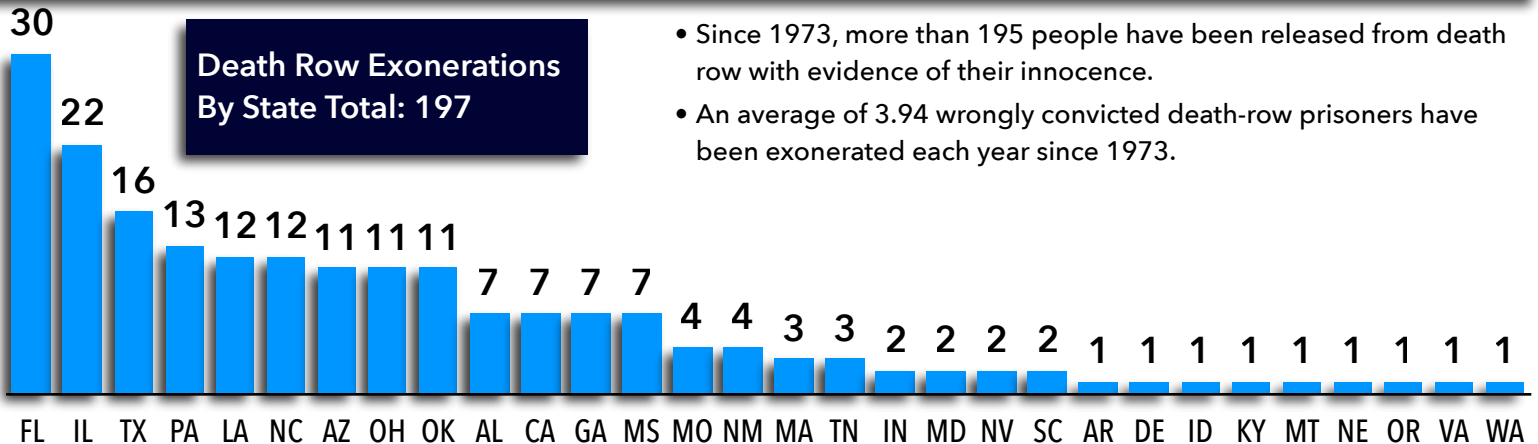
RECENT STUDIES ON RACE

- Jurors in Washington state are three times more likely to recommend a death sentence for a black defendant than for a white defendant in a similar case. (Prof. K. Beckett, Univ. of Washington, 2014).
- In Louisiana, the odds of a death sentence were 97% higher for those whose victim was white than for those whose victim was black. (Pierce & Radelet, Louisiana Law Review, 2011).
- A study in California found that those convicted of killing whites were more than 3 times as likely to be sentenced to death as those convicted of killing blacks and more than 4 times more likely as those convicted of killing Latinos. (Pierce & Radelet, Santa Clara Law Review, 2005).
- A comprehensive study of the death penalty in North Carolina found that the odds of receiving a death sentence rose by 3.5 times among those defendants whose victims were white. (Prof. Jack Boger and Dr. Isaac Unah, University of North Carolina, 2001).
- In 96% of states where there have been reviews of race and the death penalty, there was a pattern of either race-of-victim or race-of-defendant discrimination, or both. (Prof. Baldus report to the ABA, 1998).

Persons Executed for Interracial Murders

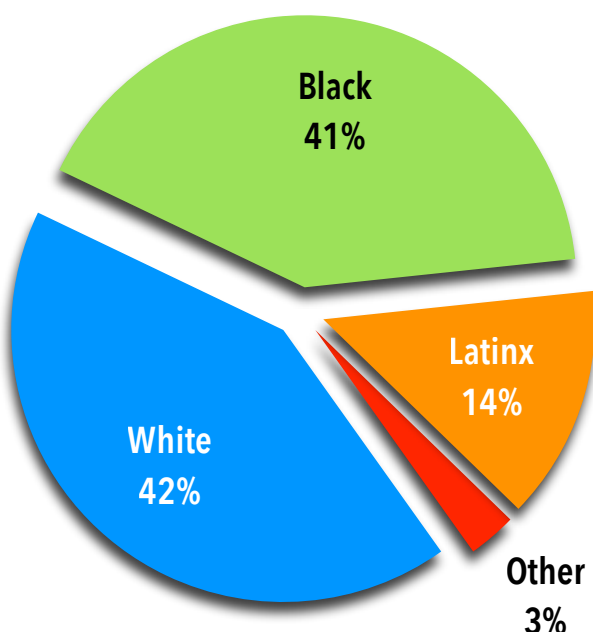


INNOCENCE



- Since 1973, more than 195 people have been released from death row with evidence of their innocence.
- An average of 3.94 wrongly convicted death-row prisoners have been exonerated each year since 1973.

DEATH ROW PRISONERS BY RACE



DEATH ROW PRISONERS BY STATE: January 1, 2023

California	665	Tennessee	47	Kansas	9
Florida	313	U.S. Gov't	44	Idaho	8
Texas	192	Oklahoma	40	Indiana	8
Alabama	167	Georgia	41	Utah	7
North Carolina	140	South Carolina	36	U.S. Military	4
Ohio	129	Mississippi	36	Montana	2
Pennsylvania	123	Arkansas	28	New Hampshire	1
Arizona	114	Kentucky	26	South Dakota	1
Louisiana	63	Missouri	18	Oregon	0
Nevada	62	Nebraska	11	Wyoming	0

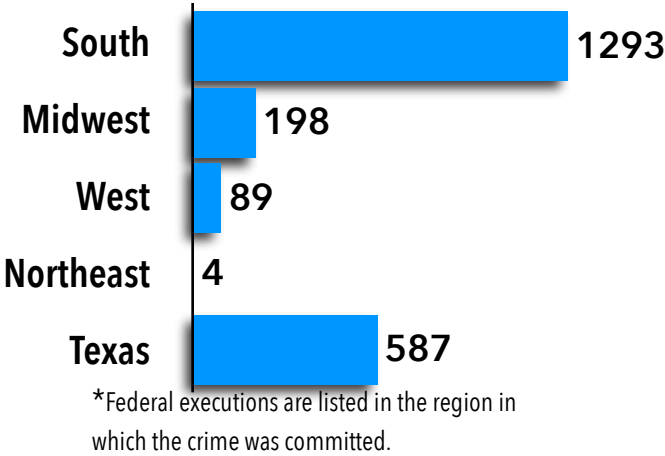
TOTAL: 2,333

Race of Death Row Prisoners and Death Row Prisoners by State Source: The Legal Defense Fund, "Death Row USA" (January 1, 2023). The combined state totals are slightly higher than the reported national total. That is because a few prisoners are sentenced to death in more than one state. Those prisoners are included in each state's totals, but only once in the national total.

EXECUTIONS BY STATE SINCE 1976

EXECUTIONS BY REGION*

State	Tot	2024	2023	State	Tot	2024	2023	State	Tot	2024	2023
TX	587	1	8	LA	28	0	0	WA	5	0	0
OK	123	0	4	MS	22	0	0	NE	4	0	0
VA	113	0	0	IN	20	0	0	PA	3	0	0
FL	105	0	6	DE	16	0	0	KY	3	0	0
MO	97	0	4	US GOVT	16	0	0	MT	3	0	0
GA	76	0	0	CA	13	0	0	ID	3	0	0
AL	73	1	2	TN	13	0	0	OR	2	0	0
OH	56	0	0	IL	12	0	0	NM	1	0	0
NC	43	0	0	NV	12	0	0	CO	1	0	0
SC	43	0	0	UT	7	0	0	WY	1	0	0
AZ	40	0	0	MD	5	0	0	CT	1	0	0
AR	31	0	0	SD	5	0	0				



DEATH SENTENCING

316 death sentences were imposed in the U.S. in 1997. The number of death sentences per year has dropped dramatically since then.

Year	2002	2003	2004	2005	2006	2007	2008	2009	2010	2011	2012	2013	2014	2015	2016	2017	2018	2019	2020	2021	2022	2023
Sentences	166	151	138	140	123	126	120	118	114	85	82	83	74	49	31	39	43	34	18	18	21	21

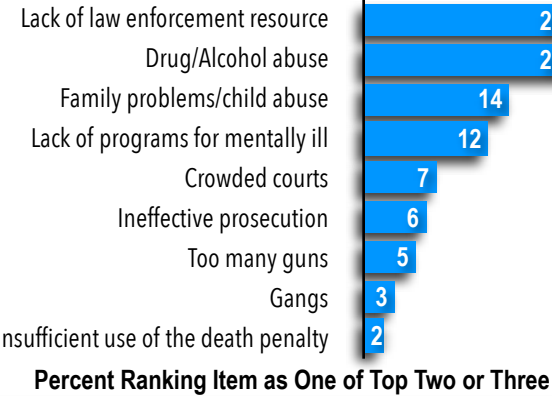
Source: Bureau of Justice Statistics: "Capital Punishment, 2013." 2014 - 2018 figure from DPIC research.

MENTAL DISABILITIES

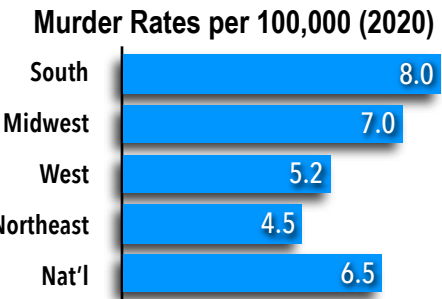
- **Intellectual Disabilities:** In 2002, the Supreme Court held in *Atkins v. Virginia* that it is unconstitutional to execute defendants with 'mental retardation.'
- **Mental Illness:** The American Psychiatric Association, the American Psychological Association, the National Alliance for the Mentally Ill, and the American Bar Association have endorsed resolutions calling for an exemption of the severely mentally ill.

DETERRENCE

What Interferes with Effective Law Enforcement?



- A report by the National Research Council, titled *Deterrence and the Death Penalty*, stated that studies claiming that the death penalty has a deterrent effect on murder rates are "fundamentally flawed" and should not be used when making policy decisions (2012).
- A DPIC study of 30 years of FBI Uniform Crime Report homicide data found that **the South has consistently had by far the highest murder rate. The South accounts for more than 80% of executions.** The Northeast, which has fewer than 0.5% of all executions, has consistently had the lowest murder rate.
- A 2009 poll commissioned by DPIC found police chiefs ranked the death penalty last among ways to reduce violent crime. The police chiefs also considered the death penalty the least efficient use of taxpayers' money.



EXECUTIONS SINCE 1976 BY METHOD USED

1403	Lethal Injection	28 states plus the US government use lethal injection as their primary method. Some states utilizing lethal injection have other methods available as backups. New Hampshire abolished the death penalty in 2019, but the law was not retroactive, leaving one prisoner on death row and the lethal injection protocol intact.
163	Electrocution	
12	Gas	
3	Hanging	
3	Firing Squad	

JUVENILES

- In 2005, the Supreme Court in *Roper v. Simmons* struck down the death penalty for juveniles. Since 1976, 22 defendants had been executed for offenses committed as juveniles.

WOMEN

- There were 50 women on death row as of October 1, 2022. This constitutes 2.12% of the total death row population. (The Legal Defense Fund, October 1, 2022). 18 women have been executed since 1976.

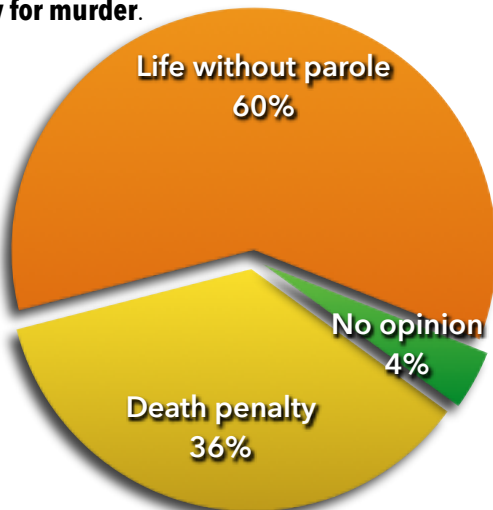
COSTS OF THE DEATH PENALTY

- Capital trials cost more than non-capital cases because of higher costs for prosecution and defense lawyers; time consuming pre-trial investigation; lengthy jury selection process for death-qualification; enhanced security requirements; longer trials because of bifurcated proceedings; solitary confinement incarceration; and necessary appeals to ensure fairness.
- An economic analysis of independent research studies completed in 15 death penalty states from 2001 – 2017 found that the average difference in case-level costs for seeking the death penalty was just over \$700,000. Report of the Oklahoma Death Penalty Review Commission, Table 1 at p.233 (2017).
- Oklahoma capital cases cost, on average, 3.2 times more than non-capital cases. (Study prepared by Peter A. Collins, Matthew J. Hickman, and Robert C. Boruchowitz, with research support by Alexa D. O'Brien, for the Oklahoma Death Penalty Review Commission, 2017.)
- Defense costs for death penalty trials in Kansas averaged about \$400,000 per case, compared to \$100,000 per case when the death penalty was not sought. (Kansas Judicial Council, 2014).
- A study in California revealed that the cost of the death penalty in the state has been over \$4 billion since 1978. Study considered pre-trial and trial costs, costs of automatic appeals and state habeas corpus petitions, costs of federal habeas corpus appeals, and costs of incarceration on death row. (Alarcon & Mitchell, 2011).
- A report by the Administrative Office of the U.S. Courts in 2010 found that seeking a federal death sentence costs 8 times more than seeking a life sentence. Jon B. Gould and Lisa Greenman, Update on the Cost and Quality of Defense Representation in Federal Death Penalty Cases (2010) at <https://www.uscourts.gov/sites/default/files/fdpc2010.pdf>

PUBLIC OPINION AND THE DEATH PENALTY

Support for Alternatives to the Death Penalty

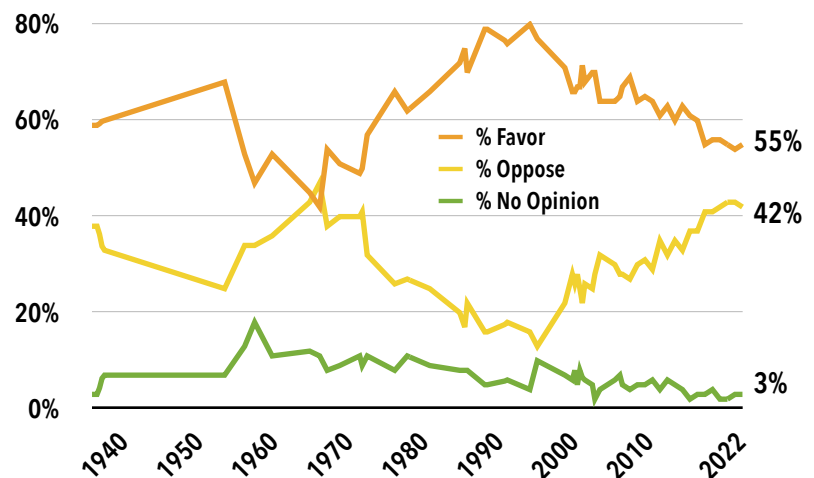
- A 2019 poll by *Gallup* found that **a clear majority of voters (60%) would choose a punishment other than the death penalty for murder.**



- Gallup *Americans Now Support Life in Prison Over Death Penalty*

Americans' Support for Death Penalty

Are you in favor of the death penalty for a person convicted of murder?



- Gallup *Steady 55% of Americans Support Death Penalty for Murderers*

The Death Penalty Information Center has available more extensive reports on a variety of issues, including:

- ["The Death Penalty in 2023: Year-End Report"](#) (December 2023)
- ["Compromised Justice: How A Legacy of Racial Violence Informs Missouri's Death Penalty Today"](#) (December 2023)
- ["Doomed to Repeat: The Legacy of Race in Tennessee's Contemporary Death Penalty"](#) (June 2023)
- ["Deeply Rooted: How Racial History Informs Oklahoma's Death Penalty"](#) (October 2022)
- ["DPIC Special Report: The Innocence Epidemic"](#) (February 2021)
- ["Enduring Injustice: the Persistence of Racial Discrimination in the U.S. Death Penalty"](#) (September 2020)
- ["Behind the Curtain: Secrecy and the Death Penalty in the United States"](#) (November 2018)
- ["Battle Scars: Military Veterans and the Death Penalty"](#) (November 2015)
- ["The 2% Death Penalty: How a Minority of Counties Produce Most Death Cases at Enormous Costs to All"](#) (October 2013)
- ["Struck By Lightning: The Continuing Arbitrariness of the Death Penalty 35 Years After Its Reinstatement in 1976"](#) (June 2011)
- ["Smart on Crime: Reconsidering the Death Penalty in a Time of Economic Crisis"](#) (October 2009)
- ["A Crisis of Confidence: Americans' Doubts About the Death Penalty"](#) (2007)